

# EQUIPMENT INSPECTION



# Athletes' Equipment

■ The FITA rule books clearly state that:

“Article 7.3 Book 2 C&R lays down the **type of equipment** athletes are **permitted** to use when shooting in a FITA competition.

**It is the athletes responsibility to use equipment which complies with the rules.**

If in doubt the athlete should show his/her equipment to the Judge(s) before using it in competition.”




## Equipment Inspection - Procedures

- Before the start of a competition it is customary that the archers equipment is inspected.
- It is traditional and efficient to carry out the equipment inspection on the range during the official practice day.
- The judges commission should be split up in to two groups to oversee the inspection of the compound division and the other to inspect the recurve division.
- List of competitors, broken down by country, class and division should be obtained from the organising committee. Archers should be called by the DoS, in alphabetical order.



# Equipment Inspection - Procedures

- Set up two inspection points one for each division, making sure that you do not obstruct any passages.
- Clearly label each of the inspection points, indicating the bow division.
- Check the overall appearance of the bow, when handling the bow hold it by the limbs, in the area closest to the riser, string facing you. **Never hold the bow by the grip.**



**FITA Judges' Training Aid – November 2010**




## Equipment Inspection - Recurve Division

**FITA Judges' Training Aid – November 2010**



## Equipment Inspection Recurve Division

- Check the sight, the length of the sight tunnel, the length of any fibre optic extending from the sight, this should not exceed 2cm.
- Fibre optics that are longer and end outside the line of vision of the archer may not exceed 2 cm in the horizontal level.



## Equipment Inspection

### Recurve Division

- The bow sight must not incorporate a prism, lens or any magnifying device, levelling, electric or electronic devices nor will it provide for more than one sighting point.
- Multi coloured bow risers and trade marks located on the inside of the limbs and the riser, are permitted
- Bowstrings can have any number of strands, they may be of different colour and of the material chosen for this purpose.



## Equipment Inspection – Recurve Division



- Check the string and its attachments; nose markers and kissers are permitted. Special care should be taken to ensure that there are no sighting aids, check that the end of the serving does not end at the eye level of the archer.




**FITA Judges' Training Aid – November 2010**



## Equipment Inspection Recurve Division

- Visually check the arrow rest, plunger button and draw check indicator, **never touch these items**, No electric or electronic aids are permitted.
- Check the distance between the pivot point and the pressure point should not exceed 4cm.



FITA Judges' Training Aid – November 2010

## Equipment Inspection – Recurve Division

- Check the arrows, there is a restriction on the diameter of shaft of 9.3mm ( up to 2316), and it should be remembered that the point may be 0.1mm larger (9.4mm). This restriction is not valid for arrow warps that do not extend for more than 22cm measured from the throat of the nock.
- Check that the arrows have athletes name or initials on the shaft, and all arrows used at any end will carry the same pattern and colour(s) of fletching, nock and crestring if any.
- Check Finger Tabs, making sure that it does not have any device incorporated in it which may assist the athlete to hold or draw and release the string. A finger separator is permitted, as is an anchor plate.



**FITA Judges' Training Aid – November 2010**



## Equipment Inspection – Compound Division

**FITA Judges' Training Aid – November 2010**

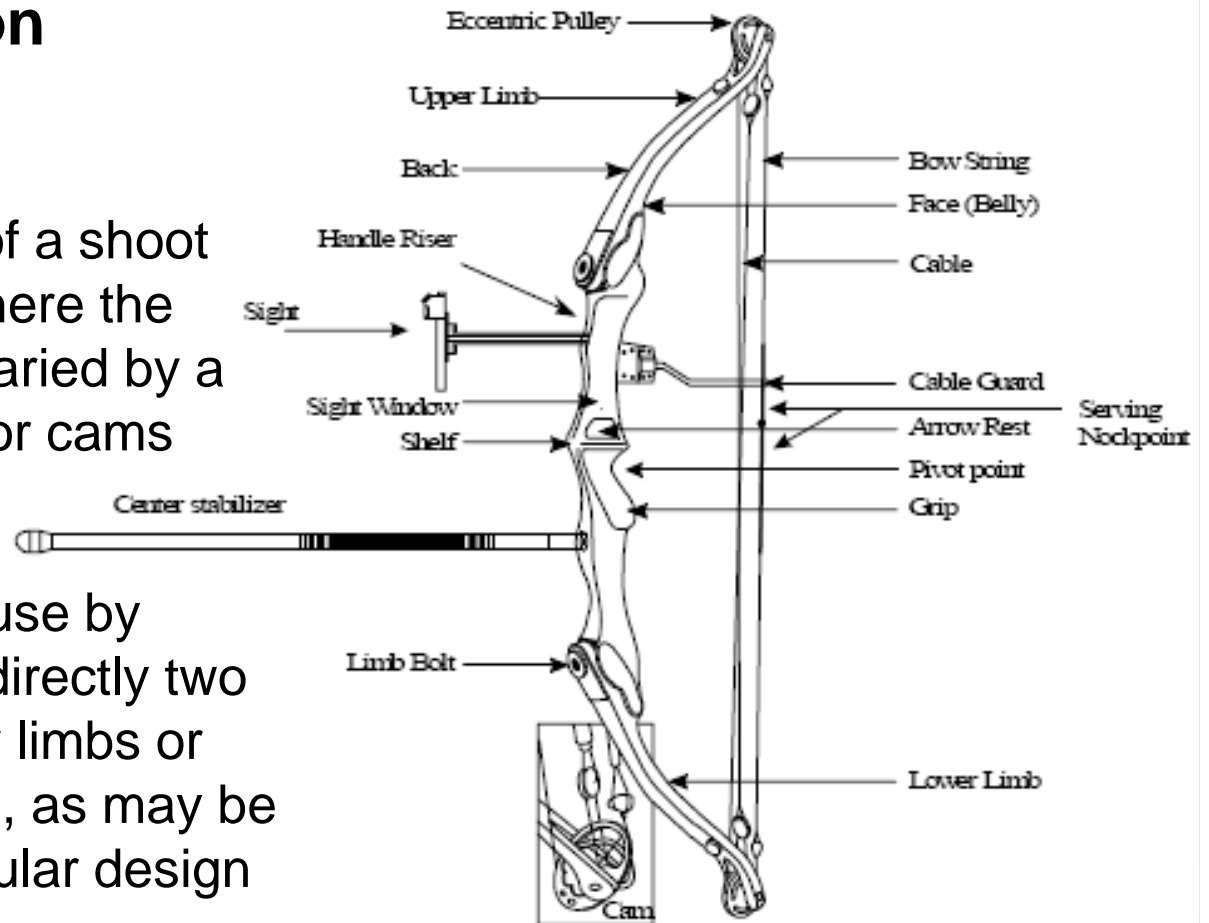
# Equipment Inspection

## Compound Division

Compound bow:

A bow, which may be of a shoot through type, is one where the draw is mechanically varied by a system of pulleys and/or cams

The bow is braced for use by bowstring(s) attached directly to string nocks of the bow limbs or attached to bow cables, as may be applicable to the particular design



**All types of additional devices, unless they are electric or electronic, are permitted.**

**FITA Judges' Training Aid – November 2010**




## Equipment Inspection – Compound Division

- The peak draw weight must not exceed 60lbs.

When possible use one calibrated measuring device.

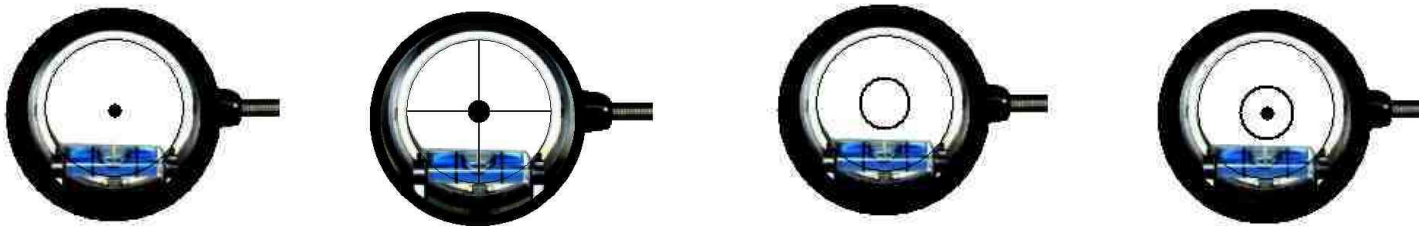
- The distance between the pressure point (throat of the handle) and the point of contact on the arrow rest shall not exceed a measurement of 6cm.





## Equipment Inspection – Compound Division

- Check the release aid and bow ensuring that there is nothing electric or electronic.
- Check that there is only one sight point, such as



## Equipment Inspection – During Official Practice

- A **brace or split cables** are permitted, **provided they do not consistently touch the athlete's hand, wrist and/or bow arm**, this is best **checked during official practice** as the archer can be best observed during shooting.
- **Stabilization**, any form of stabilization **may be used** so long as it **does not disturb adjacent athletes**.



## Equipment Inspection – Team Uniforms

- During Inspection it is **important to check** that all teams have the **same uniform**, the **athletes surname** across the shoulders and the **IOC country code**.



## Equipment Inspection – During Official Practice

- **Accessories permitted:**

- **Arm guard, dress shield, belt or ground quiver, foot markers** may not protrude more than 1cm from the ground), **Limb savers, wind indicator** (non-electric, non-electronic) may be attached to the equipment used on the shooting line (light ribbon).

- **Prescription spectacles, shooting spectacles and sunglasses** are permitted, none of these may be fitted with micro hole lenses, nor may they be marked in anyway.

- **Tripod and scope** may be used on the shooting line, so long as it does not interfere with the athletes adjacent to the archer, and that it is **not set higher than the armpit of the archer**.







**Correct Tripods and Scope Set up**

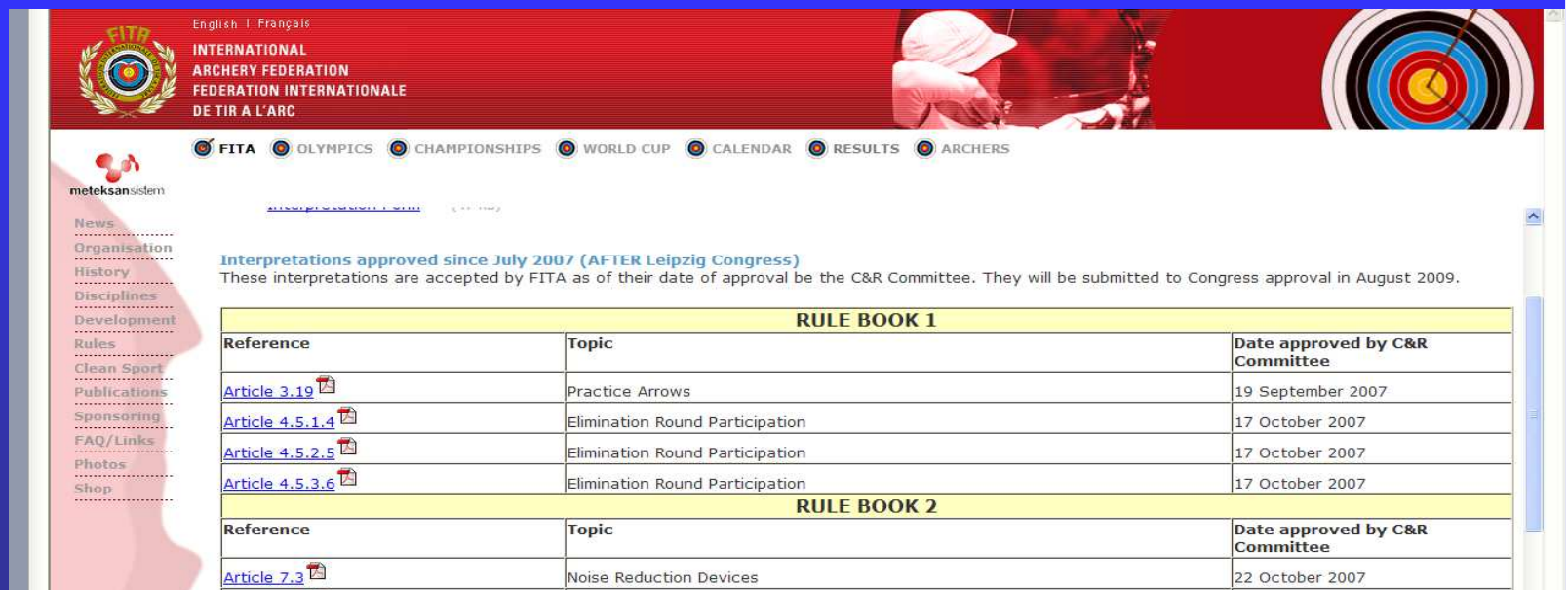
**FITA Judges' Training Aid – November 2010**



# Equipment Inspection – Know your rules

## FITA Interpretations and bye-laws.

- As a FITA Judge you must keep yourself informed about **bylaw changes** in the C&R and also **interpretations** by FITA at the request of national associations regarding technical issues and clarification on new rules.
- FITA publishes all interpretations, bylaws and newsletter on the web.



English | Français

**FITA**  
INTERNATIONAL  
ARCHERY FEDERATION  
FEDERATION INTERNATIONALE  
DE TIR A L'ARC

[FITA](#) [OLYMPICS](#) [CHAMPIONSHIPS](#) [WORLD CUP](#) [CALENDAR](#) [RESULTS](#) [ARCHERS](#)


meteksansistem

News  
Organisation  
History  
Disciplines  
Development  
Rules  
Clean Sport  
Publications  
Sponsoring  
FAQ/Links  
Photos  
Shop

**Interpretations approved since July 2007 (AFTER Leipzig Congress)**  
These interpretations are accepted by FITA as of their date of approval by the C&R Committee. They will be submitted to Congress approval in August 2009.

RULE BOOK 1		
Reference	Topic	Date approved by C&R Committee
<a href="#">Article 3.19</a>	Practice Arrows	19 September 2007
<a href="#">Article 4.5.1.4</a>	Elimination Round Participation	17 October 2007
<a href="#">Article 4.5.2.5</a>	Elimination Round Participation	17 October 2007
<a href="#">Article 4.5.3.6</a>	Elimination Round Participation	17 October 2007

RULE BOOK 2		
Reference	Topic	Date approved by C&R Committee
<a href="#">Article 7.3</a>	Noise Reduction Devices	22 October 2007



## Equipment Inspection – New Equipment.

- In the event that **new** or **strange equipment** is observed during inspection, the Judge should **ask the archer about the piece of equipment**.
- If you are **unsure** of the acceptability or otherwise of the equipment you have inspected, **consult your chairman of Judges**.
- Take **note** of the **athletes number**, and if possible take a **photograph** of the **equipment** you are concerned about.
- We must **remember** that **our duty** is to make sure that all **athletes are competing equally**.



## Equipment Inspection – Advertising, Trade Marks

- **Athletes** may wear advertising in addition to the normal **manufacturers trademarks** of the articles worn.
- All **trademarks** must **not exceed 30 square cm** except trademarks on bows and stabilizers.
- All **advertising** on personal and technical equipment such as bags clothing etc; **must not exceed 400 square cm per item.**
- The **athletes registration** number is **not subject to this** limitation.



**FITA Judges' Training Aid – November 2010**

## Equipment Inspection

- Follow-up continuously during Competition

